NORTHERN IRELAND WAR MEMORIAL MUSEUM

CRAFT Challenge

WEE WHEEL

CUT THE MAIN SHAFT FROM 19MM-THICK WOOD AND THEN CUT THE RECESS FOR THE WHEEL AS SHOWN

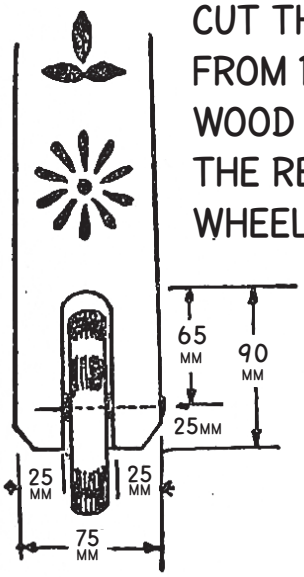

* REMEMBER MEASURE TWICE AND CUT ONCE

OLD BRUSH HANDLE

CUT RECESS HALF-WAY THROUGH TO FIT SHAFT THEN GLUE OR NAIL IT TO FRONT OF TOP OF SHAFT

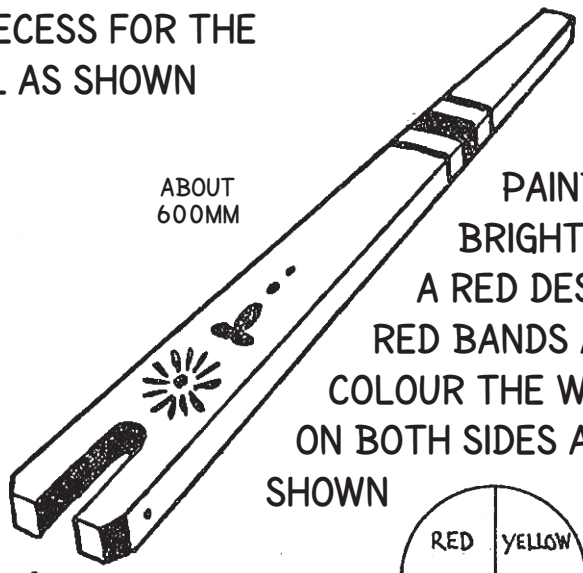

PAINT THE SHAFT BRIGHT YELLOW WITH A RED DESIGN AND RED BANDS AS SHOWN. COLOUR THE WHEEL ON BOTH SIDES AS SHOWN

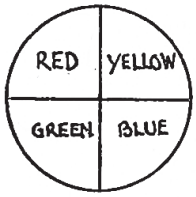

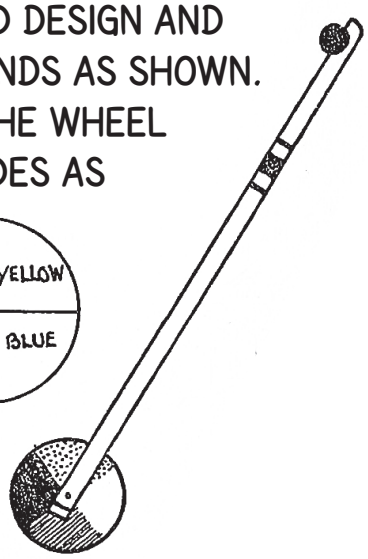

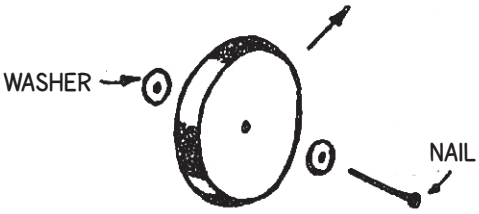

100MM X 19MM DIAMETER WHEEL

Illustrations courtesy of *Make These Toys: A Book for Girls and Boys from 8 to 80* by Robert Grenham. Published by Children's Press in 1940s